

# PrevaLED® Linear, Bar and Area G3



High efficacy LED Modules for diffuse ambient lighting



## Key Features & Benefits

- High efficacy LED Modules
- Parallel design for serial wiring
- Poke in wire connectors
- Operate on single or multi channel power supplies
- Delivers even and diffuse light
- Thermally independent requiring no additional heat sinking
- Color variation within MacAdam 3-step ellipse
- Compatible with dimming systems
- Alternative to fluorescent sources
- Service life: Greater than 60,000 hours (L<sub>70</sub>) minimizing maintenance frequency
- Optimally paired with OPTOTRONIC Constant Current LED Power Supplies

The PrevaLED Linear and Area LED module family, consisting of Linear, Bar and Area boards, offers innovative solutions for a variety of ambient lighting applications. The boards consist of multiple low-power, high efficacy LEDs in a precise layout eliminating the need for supplemental heat sinking and delivering up to 177 lumens per watt in a variety of color temperatures. The boards produce an even and diffuse light that reduces the need for multiple optical layers, simplifying the luminaire design and maximizing optical efficiency. These modules offer a long-life, energy-efficient, and economical alternative to linear fluorescent sources.

The PrevaLED Linear, Bar and Area LED Modules are designed for optimum performance when paired with OPTOTRONIC® constant current power supplies for maximum system efficiency and life expectancy.

## Product Offering

Module	Dimensions	Nominal Lumens	CCT
PrevaLED Linear G3	3.8" x 0.75"	300-400	2700K, 3000K, 3500K, 4000K
	5.9" x 0.9"	480-560	2700K, 3000K, 3500K, 4000K
	10" x 0.55"	510-680	2700K, 3000K, 3500K, 4000K
	11.0" x 0.75"	910-1290	2700K, 3000K, 3500K, 4000K, 5000K
	11.4" x 0.7"	1060-1110	3000K, 3500K, 4000K
	11.4" x 0.75"	910-1200	2700K, 3000K, 3500K, 4000K
	12.0" x 0.5"	590-780	2700K, 3000K, 3500K, 4000K
	22.0" x 0.7"	1060-1180	3000K, 3500K, 4000K, 5000K
	22.0" x 0.7"	2120-2370	3000K, 3500K, 4000K, 5000K
	22.0" x 0.9"	1900-2370	3000K, 3500K, 4000K, 5000K
	22.0" x 1.6"	3960-4290	3500K, 4000K, 5000K
	24" x 0.9"	1900-2220	2700K, 3000K, 3500K, 4000K
PrevaLED Bar G3	22.0" x 1.6"	4500-6380	2700K, 3000K, 3500K, 4000K, 5000K
	5.2" x 1.9"	570-640	3000K, 3500K, 4000K, 5000K
	7.0" x 1.5"	750-860	2700K, 3000K, 3500K, 4000K, 5000K
	9.0" x 1.5"	960-1070	3000K, 3500K, 4000K, 5000K
	11.0" x 1.5"	1160-1290	3000K, 3500K, 4000K, 5000K
	11.4" x 1.5"	910-1290	2700K, 3000K, 3500K, 4000K, 5000K
PrevaLED Area G3	22.0" x 1.9"	2120-270	3000K, 3500K, 4000K, 5000K
	8.7" x 8.7"	1150-2220	4000K
	10.6" x 10.6"	910-1200	2700K, 3000K, 3500K, 4000K

## Application Information

### Applications

- Accent/decorative lighting
- General lighting
- Office lighting
- Task lighting
- Undercabinet lighting

## Specifications and Certifications



The OSRAM PrevaLED Linear, Bar and Area Families are UL8750



Recognized for US and Canada Class 2 Units (UL File # E320662)

Catalog #	Type
Project	
Comments	
Prepared by	

**Ordering Information**

PrevaLED® Linear – 1 Row of LEDs

Item Number	Ordering Abbreviation	Wattage		Input Voltage (V)	Operating Current		Dimensions (in)	Nominal Lumens (lm)*	Color Temp.	CRI	Nominal LPW	Case Quantity
		Nominal (W)*	Max. (W)		Nominal (mA)	Max. (mA)						
Ideal for general illumination troffers, pendants and other narrow linear luminaires												
■ 73962	PLPG3-Lin-400-927-97x19	2.5	5	34	72	140	3.8" x 0.75"	300	2700K	> 90	120	80
■ 73963	PLPG3-Lin-400-830-97x19	2.5	5	34	72	140	3.8" x 0.75"	390	3000K	> 80	156	80
◇ 73964	PLPG3-Lin-400-835-97x19	2.5	5	34	72	140	3.8" x 0.75"	400	3500K	> 80	160	80
■ 73965	PLPG3-Lin-400-840-97x19	2.5	5	34	72	140	3.8" x 0.75"	400	4000K	> 80	160	80
◇ 57283	PLPG3-Lin-500-927-150x24	4	6	44	81	145	5.9" x 0.9"	480	2700K	> 90	136	80
◇ 74115	PLPG3-Lin-550-827-150x24	3.5	6	43	81	145	5.9" x 0.9"	520	2700K	> 80	149	80
■ 74116	PLPG3-Lin-550-830-150x24	3.5	6	43	81	145	5.9" x 0.9"	540	3000K	> 80	154	80
■ 74117	PLPG3-Lin-550-835-150x24	3.5	6	43	81	145	5.9" x 0.9"	550	3500K	> 80	157	80
■ 74118	PLPG3-Lin-550-840-150x24	3.5	6	43	81	145	5.9" x 0.9"	560	4000K	> 80	160	80
57230	PLPG3-Lin-680-927-254x14	3.8	12	27	140	400	10"x 0.55"	510	2700K	>90	136	80
57231	PLPG3-Lin-680-830-254x14	3.8	12	27	140	400	10"x 0.55"	650	3000K	>80	174	80
57232	PLPG3-Lin-680-835-254x14	3.8	12	27	140	400	10"x 0.55"	670	3500K	>80	178	80
57233	PLPG3-Lin-680-840-254x14	3.8	12	27	140	400	10"x 0.55"	680	4000K	>80	181	80
73977	PLPG3-Lin-1100-927-280x19	7.4	17.2	34	216	430	11.0" x 0.75"	910	2700K	> 90	123	80
73978	PLPG3-Lin-1100-830-280x19	7.4	17.2	34	216	430	11.0" x 0.75"	1160	3000K	> 80	157	80
73979	PLPG3-Lin-1100-835-280x19	7.4	17.2	34	216	430	11.0" x 0.75"	1190	3500K	> 80	161	80
73980	PLPG3-Lin-1100-840-280x19	7.4	17.2	34	216	430	11.0" x 0.75"	1210	4000K	> 80	164	80
73981	PLPG3-Lin-1100-850-280x19	7.4	17.2	34	216	430	11.0" x 0.75"	1290	5000K	> 80	174	80
◇ 57284	PLPG3-Lin-1100-927-289x18	8	13	44	190	290	11.4" x 0.7"	1100	2700K	> 90	132	80
◇ 73974	PLPG3-Lin-1100-830-289x18	7	13.1	43	160	290	11.4" x 0.7"	1060	3000K	> 80	151	80
◇ 73975	PLPG3-Lin-1100-835-289x18	7	13.1	43	160	290	11.4" x 0.7"	1090	3500K	> 80	156	80
◇ 73976	PLPG3-Lin-1100-840-289x18	7	13.1	43	160	290	11.4" x 0.7"	1110	4000K	> 80	159	80
◇ 73958	PLPG3-Lin-1200-927-289x19	7.4	15.1	34	216	430	11.4" x 0.75"	910	2700K	> 90	123	80
◇ 73959	PLPG3-Lin-1200-830-289x19	7.4	15.1	34	216	430	11.4" x 0.75"	1160	3000K	> 80	157	80
◇ 73960	PLPG3-Lin-1200-835-289x19	7.4	15.1	34	216	430	11.4" x 0.75"	1190	3500K	> 80	161	80
◇ 73961	PLPG3-Lin-1200-840-289x19	7.4	15.1	34	216	430	11.4" x 0.75"	1200	4000K	> 80	162	80
57226	PLPG3-Lin-780-927-305x14	4.4	14	27	162	480	12"x 0.55"	590	2700K	>90	137	80
57227	PLPG3-Lin-780-830-305x14	4.4	14	27	162	480	12"x 0.55"	750	3000K	>80	175	80
57228	PLPG3-Lin-780-835-305x14	4.4	14	27	162	480	12"x 0.55"	770	3500K	>80	178	80
57229	PLPG3-Lin-780-840-305x14	4.4	14	27	162	480	12"x 0.55"	780	4000K	>80	181	80
73970	PLPG3-Lin-1100-830-560x18	7	13.1	43	160	290	22.0" x 0.7"	1060	3000K	> 80	151	80
73971	PLPG3-Lin-1100-835-560x18	7	13.1	43	160	290	22.0" x 0.7"	1090	3500K	> 80	156	80
73972	PLPG3-Lin-1100-840-560x18	7	13.1	43	160	290	22.0" x 0.7"	1110	4000K	> 80	159	80
73973	PLPG3-Lin-1100-850-560x18	7	13.1	43	160	290	22.0" x 0.7"	1180	5000K	> 80	169	80
73966	PLPG3-Lin-2200-830-560x18	14	25.7	43	320	570	22.0" x 0.7"	2120	3000K	> 80	151	80
73967	PLPG3-Lin-2200-835-560x18	14	25.7	43	320	570	22.0" x 0.7"	2180	3500K	> 80	156	80
73968	PLPG3-Lin-2200-840-560x18	14	25.7	43	320	570	22.0" x 0.7"	2220	4000K	> 80	159	80
73969	PLPG3-Lin-2200-850-560x18	14	25.7	43	320	570	22.0" x 0.7"	2370	5000K	> 80	169	80
■ 57285	PLPG3-Lin-1900-927-560x24	14	25	44	320	570	22.0" x 0.9"	1900	2700K	> 90	136	80
■ 73982	PLPG3-Lin-2200-830-560x24	14	25.7	43	320	570	22.0" x 0.9"	2120	3000K	> 80	151	80
■ 74112	PLPG3-Lin-2200-835-560x24	14	25.7	43	320	570	22.0" x 0.9"	2180	3500K	> 80	156	80
■ 74113	PLPG3-Lin-2200-840-560x24	14	25.7	43	320	570	22.0" x 0.9"	2220	4000K	> 80	159	80
◇ 74114	PLPG3-Lin-2200-850-560x24	14	25.7	43	320	570	22.0" x 0.9"	2370	5000K	> 80	169	80
■ 74882	PLPG3-Lin-4000-835-560x40	26	36.8	44	594	800	22.0" x 1.6"	3960	3500K	> 80	152	80
■ 74883	PLPG3-Lin-4000-840-560x40	26	36.8	44	594	800	22.0" x 1.6"	4030	4000K	> 80	155	80
■ 74884	PLPG3-Lin-4000-850-560x40	26	36.8	44	594	800	22.0" x 1.6"	4290	5000K	> 80	165	80
■ 57286	PLPG3-Lin-1900-927-607x24	14	25	44	320	570	24" x 0.9"	1900	2700K	> 90	136	80
◇ 74119	PLPG3-Lin-2200-827-607x24	14	25	43	320	570	24" x 0.9"	2050	2700K	> 80	146	80
◇ 74120	PLPG3-Lin-2200-830-607x24	14	25	43	320	570	24" x 0.9"	2120	3000K	> 80	151	80
◇ 74121	PLPG3-Lin-2200-835-607x24	14	25	43	320	570	24" x 0.9"	2180	3500K	> 80	156	80
■ 74122	PLPG3-Lin-2200-840-607x24	14	25	43	320	570	24" x 0.9"	2220	4000K	> 80	159	80
■ 73882	PLVG1-Lin-6000-927-560x40	44.8	50.5	43	1048	1150	22.0" x 1.6"	4500	2700	> 90	100	80

\* Nominal rating at board Tc of 35°C (±5°)

■ Product discontinued

◇ Product being discontinued once inventory depleted

## Ordering Information (continued)

### PrevaLED Bar – 3 Rows of LEDs

Item Number	Ordering Abbreviation	Wattage		Input Voltage (V)	Operating Current		Dimensions (in)	Nominal Lumens (lm)*	Color Temp.	CRI	Nominal LPW	Case Quantity
		Nominal (W)*	Max. (W)		Nominal (mA)	Max. (mA)						
Ideal for general illumination troffers, pendants and other narrow linear luminaires. Ideal for small sconces												
74872	PLPG3-Bar-590-830-132x48	4	6.4	44	87	140	5.2" x 1.9"	570	3000K	> 80	143	80
74873	PLPG3-Bar-590-835-132x48	4	6.4	44	87	140	5.2" x 1.9"	590	3500K	> 80	148	80
74874	PLPG3-Bar-590-840-132x48	4	6.4	44	87	140	5.2" x 1.9"	600	4000K	> 80	150	80
74875	PLPG3-Bar-590-850-132x48	4	6.4	44	87	140	5.2" x 1.9"	640	5000K	> 80	160	80
■ 74880	PLPG3-Bar-800-827-178x38	5	11.6	34	144	290	7.0" x 1.5"	750	2700K	> 80	150	80
◇ 74859	PLPG3-Bar-800-830-178x38	5	11.6	34	144	290	7.0" x 1.5"	770	3000K	> 80	154	80
◇ 74860	PLPG3-Bar-800-835-178x38	5	11.6	34	144	290	7.0" x 1.5"	790	3500K	> 80	158	80
◇ 74861	PLPG3-Bar-800-840-178x38	5	11.6	34	144	290	7.0" x 1.5"	800	4000K	> 80	160	80
◇ 74881	PLPG3-Bar-800-850-178x38	5	11.6	34	144	290	7.0" x 1.5"	860	5000K	> 80	172	80
Ideal for general illumination troffer, slot and other luminaires												
74888	PLPG3-Bar-1000-830-229x38	6	14.6	29	216	430	9.0" x 1.5"	960	3000K	> 80	160	80
74889	PLPG3-Bar-1000-835-229x38	6	14.6	29	216	430	9.0" x 1.5"	990	3500K	> 80	165	80
74890	PLPG3-Bar-1000-840-229x38	6	14.6	29	216	430	9.0" x 1.5"	1010	4000K	> 80	168	80
74891	PLPG3-Bar-1000-850-229x38	6	14.6	29	216	430	9.0" x 1.5"	1070	5000K	> 80	178	80
74855	PLPG3-Bar-1100-830-280x38	7.4	17.2	34	216	430	11.0" x 1.5"	1160	3000K	> 80	157	80
74856	PLPG3-Bar-1100-835-280x38	7.4	17.2	34	216	430	11.0" x 1.5"	1190	3500K	> 80	161	80
74857	PLPG3-Bar-1100-840-280x38	7.4	17.2	34	216	430	11.0" x 1.5"	1210	4000K	> 80	164	80
74858	PLPG3-Bar-1100-850-280x38	7.4	17.2	34	216	430	11.0" x 1.5"	1290	5000K	> 80	174	80
◇ 57260	PLPG3-Bar-1100-930-289x38	7.5	15	35	216	430	11.4" x 1.5"	1060	3000K	> 90	143	80
◇ 57261	PLPG3-Bar-1100-935-289x38	7.5	15	35	216	430	11.4" x 1.5"	1070	3500K	> 90	144	80
■ 57262	PLPG3-Bar-1100-940-289x38	7.5	15	35	216	430	11.4" x 1.5"	1080	4000K	> 90	145	80
◇ 74127	PLPG3-Bar-1100-927-289x38	7.4	17.2	34	216	430	11.4" x 1.5"	910	2700K	> 90	123	80
◇ 74128	PLPG3-Bar-1100-830-289x38	7.4	17.2	34	216	430	11.4" x 1.5"	1150	3000K	> 80	155	80
◇ 74129	PLPG3-Bar-1100-835-289x38	7.4	17.2	34	216	430	11.4" x 1.5"	1190	3500K	> 80	161	80
◇ 74130	PLPG3-Bar-1100-840-289x38	7.4	17.2	34	216	430	11.4" x 1.5"	1210	4000K	> 80	164	80
◇ 74131	PLPG3-Bar-1100-850-289x38	7.4	17.2	34	216	430	11.4" x 1.5"	1290	5000K	> 80	174	80
74868	PLPG3-Bar-2200-830-560x48	14	25.7	43	320	570	22.0" x 1.9"	2120	3000K	> 80	151	80
74869	PLPG3-Bar-2200-835-560x48	14	25.7	43	320	570	22.0" x 1.9"	2180	3500K	> 80	156	80
74870	PLPG3-Bar-2200-840-560x48	14	25.7	43	320	570	22.0" x 1.9"	2220	4000K	> 80	159	80
74871	PLPG3-Bar-2200-850-560x48	14	25.7	43	320	570	22.0" x 1.9"	2370	5000K	> 80	169	80

### PrevaLED Area – Panel of LEDs

Item Number	Ordering Abbreviation	Wattage		Input Voltage (V)	Operating Current		Dimensions (in)	Nominal Lumens (lm)*	Color Temp.	CRI	Nominal LPW	Case Quantity
		Nominal (W)*	Max. (W)		Nominal (mA)	Max. (mA)						
Ideal for general illumination luminaires for commercial and industrial applications												
◇ 74862	PLPG3-Ar-1100-840-221x221	7	15.3	34	204	430	8.7" x 8.7"	1150	4000K	>80	164	40
◇ 74863	PLPG3-Ar-2200-840-221x221	14	22.2	29	490	720	8.7" x 8.7"	2220	4000K	>80	159	40
◇ 73926	PLPG3-Ar-1100-927-270x270	7.4	15.3	34	216	430	10.6" x 10.6"	910	2700K	>90	123	40
◇ 73927	PLPG3-Ar-1100-830-270x270	7.4	15.3	35	216	430	10.6" x 10.6"	1160	3000K	>80	157	40
◇ 73928	PLPG3-Ar-1100-835-270x270	7.4	15.3	34	216	430	10.6" x 10.6"	1190	3500K	>80	161	40
◇ 73929	PLPG3-Ar-1100-840-270x270	7.4	15.3	35	216	430	10.6" x 10.6"	1200	4000K	>80	162	40
◇ 57238	PLPG3-Ar-1100-850-270x270	7.5	16	35	216	430	10.6" x 10.6"	1260	5000K	>80	167	40
◇ 58110	PLPG3-Ar-1100-930-270x270	7.4	16.3	34.5	216	430	10.6" x 10.6"	1045	3000K	>90	141	40
◇ 58111	PLPG3-Ar-1100-935-270x270	7.4	16.3	34.5	216	430	10.6" x 10.6"	1071	3500K	>90	145	40
◇ 58112	PLPG3-Ar-1100-940-270x270	7.4	16.3	34.5	216	430	10.6" x 10.6"	1101	4000K	>90	149	40
■ 58113	PLPG3-Ar-1100-950-270x270	7.4	16.3	34.5	216	430	10.6" x 10.6"	1150	5000K	>90	155	40

\* Nominal rating at board Tc of 35°C (±5°)

■ Product discontinued

◇ Product being discontinued once inventory depleted

Notes:

- All data is related to the entire module. Data reflects statistical mean values. Actual data may differ depending on variances in the manufacturing process.
- Performance values were taken at steady state. Instant-on measurements may be higher.
- Recommended for indoor use.
- Zhaga 74882, 74883, 7488, 73882, 73900, 73901, 73902, 74892, 74864, 74865, 74866, 74867
- Tolerance for flux data is ±7%.

## Ordering Guide

PL	P	G3	-	Bar	-	590	-	8	30	-	132x48
Sub-brand	Type	Generation		Shape		Lumen Output		CRI	Color Temperature		Size (mm)
PL = PrevaLED®	Performance			Linear, Bar, Area				>80	30 = 3000K		

## UL Information

### PrevaLED® Linear G3 - UL Description

Item Numbers
LE/0500/0063/0097/0019
LE/0600/0063/0150/0024
LE/1400/0059/0305/0014
LE/1720/0063/0280/0019
LE/1310/0063/0289/0018
LE/1510/0063/0289/0019
LE/1200/0063/0254/0014
LE/1310/0063/0560/0018
LE/2570/0063/0560/0018
LE/2570/0063/0560/0024
LE/3680/0063/0560/0040
LE/2500/0063/0607/0024
LE/5050/0063/0560/0040

### PrevaLED Bar G3 - UL Description

Item Numbers
LE/0640/0063/0132/0048
LE/1160/0063/0178/0038
LE/1460/0063/0229/0038
LE/1720/0063/0280/0038
LE/1720/0063/0289/0038
LE/2570/0063/0560/0048

### PrevaLED Area G3 - UL Description

Item Numbers
LE/1530/0063/0221/0221
LE/2220/0063/0221/0221
LE/1530/0063/0270/0270
LE/1530/0063/0270/0270
LE/1640/0063/270/270

## Minimum and Maximum Ratings

Parameter	Values
Operating Temperature at Tc Point	-20 to 85°C (-4 to 185°F)
Storage Temperature Range	-20 to 85°C (-4 to 185°F)

#### Notes:

- Exceeding maximum ratings may damage the LED light engine and cause potential safety hazards
- Elevated operating temperatures can be expected to negatively impact the service life in terms of lumen output
- Incorrect wiring may damage the LED light engine
- Optimized for use with OPTOTRONIC® constant current power supplies

## Power Supply Information

	Maximum Number of Boards in a Daisy Chain	OPTOTRONIC® Programmable Compact		OPTOTRONIC Programmable Linear				OPTOTRONIC Step-Dim	
		OT25	OT40	OT30	OT48	OT50	OT185	OT30	OT50
<b>PrevaLED® Linear</b>									
PLPG3-Lin-550-827-150x24	4	•	•	•	•	•	•	•	•
PLPG3-Lin-500-927-150x24	4	•	•	•	•	•	•	•	•
PLPG3-Lin-780-xxx-305x14	4	•	•	•	•	•	•	•	•
PLPG3-Lin-1100-8xx-280x19	4	•	•	•	•	•	•	•	•
PLPG3-Lin-1100-8xx-289x18	4	•	•	•	•	•	•	•	•
PLPG3-Lin-1200-927-289x19	4	•	•	•	•	•	•	•	•
PLPG3-Lin-680-xxx-254x14	4	•	•	•	•	•	•	•	•
PLPG3-Lin-760-927-305x14	4	•	•	•	•	•	•	•	•
PLPG3-Lin-1100-8xx-560x18	4	•	•	•	•	•	•	•	•
PLPG3-Lin-1100-8xx-560x19	4	•	•	•	•	•	•	•	•
PLPG3-Lin-2200-8xx-560x18	2	•	•	•	•	•	•	•	•
PLPG3-Lin-1900-927-560x24	2	•*	•	•*	•	•	•	•*	•
PLPG3-Lin-2200-8xx-560x24	2	•	•	•	•	•	•	•	•
PLPG3-Lin-4000-8xx-560x40	1	•*	•	•*	•	•	•	•*	•
PLPG3-Lin-1900-927-607x24	2	•	•	•	•	•	•	•	•
PLPG3-Lin-2200-827-607x24	2	•	•	•	•	•	•	•	•
PLVG1-Lin-6000-xxx-560x40	1	•	•	•	•	•	•	•	•
PLPG3-Lin-6000-xxx-560x40	1	•	•	•	•	•	•	•	•
<b>PrevaLED Bar</b>									
PLPG3-Bar-590-8xx-132x48	4	•	•	•	•	•	•	•	•
PLPG3-Bar-800-8xx-178x38	4	•	•	•	•	•	•	•	•
PLPG3-Bar-1000-8xx-229x38	4	•	•	•	•	•	•	•	•
PLPG3-Bar-1100-8xx-280x38	4	•	•	•	•	•	•	•	•
PLPG3-Bar-1100-8xx-289x38	4	•	•	•	•	•	•	•	•
PLPG3-Bar-2200-8xx-560x48	2	•	•	•	•	•	•	•	•
<b>PrevaLED Area</b>									
PLPG3-Ar-1100-8xx-221x221	4	•	•	•	•	•	•	•	•
PLPG3-Ar-2200-8xx-221x221	2	•	•	•	•	•	•	•	•
PLPG3-Ar-1100-8xx-270x270	4	•	•	•	•	•	•	•	•

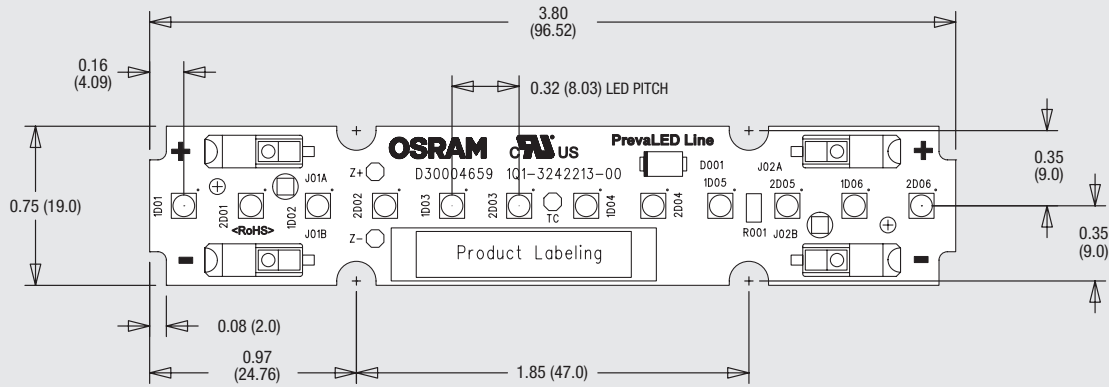
\* Modules are able to be used with these power supplies only when operated on a lower drive current.

#### Notes:

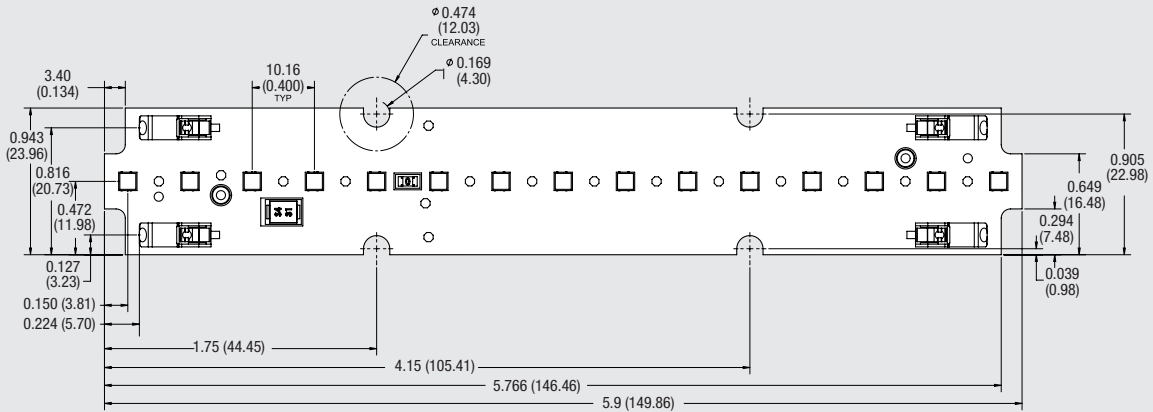
- Please check power rating (wattage, current, voltage) limitations of driver when connecting modules in parallel
- For optimum efficiency of driver, connect multiple modules to one driver and ensure the system does not exceed the power supply rating
- Connecting Modules in Series (electrical series connection) is prohibited
- Please contact sales team for any questions on pairing driver with module

Assembly Diagrams

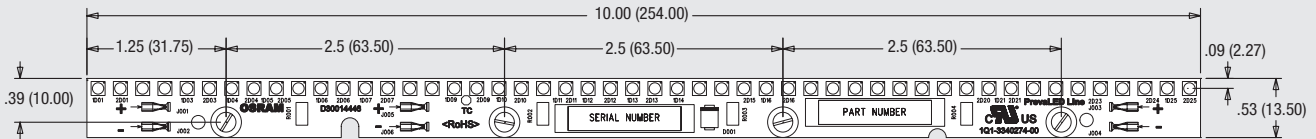
PrevaLED® Linear 3.8" x .75" (97mm x 19mm)



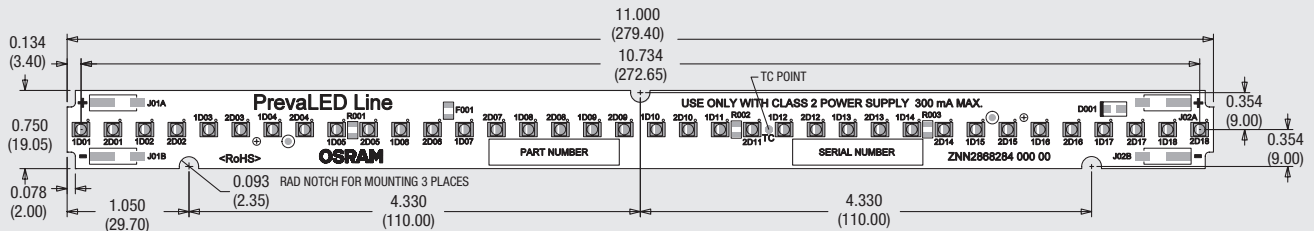
PrevaLED® Linear 5.9" x .9" (150mm x 24mm)



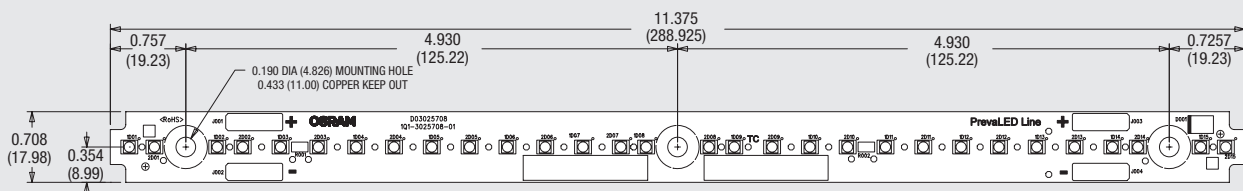
PrevaLED® Linear 10" x 0.55" (254mm x 14mm)



PrevaLED® Linear 11" x 0.75" (280mm x 19mm)



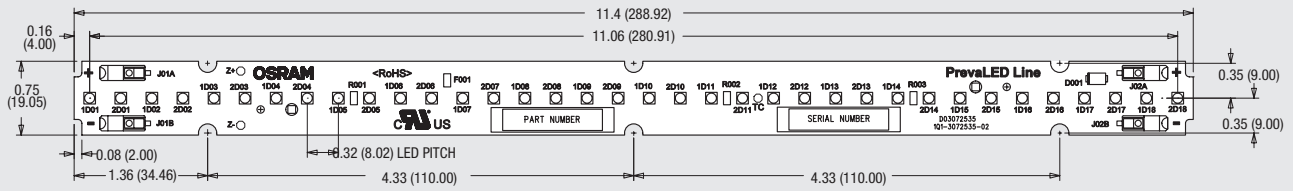
PrevaLED Linear 11.4" x 0.7" (289mm x 18mm)



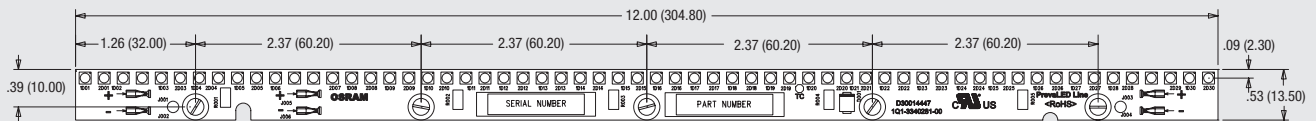
Dimensions: in (mm)

## Assembly Diagrams

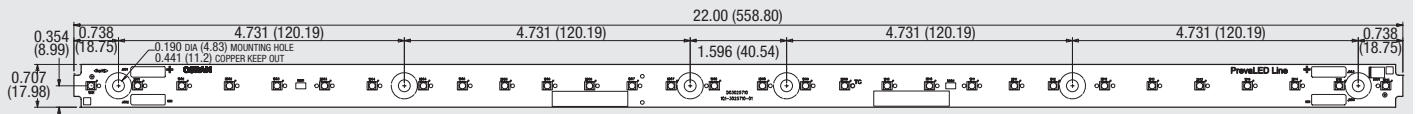
### PrevaLED® Linear 11.4" x 0.75" (289mm x 19mm)



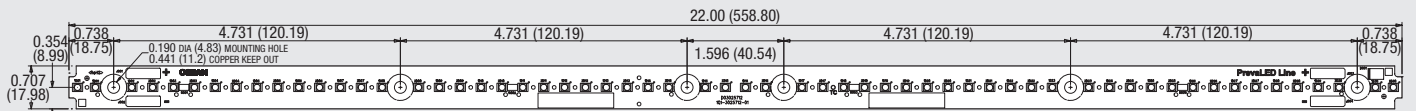
### PrevaLED® Linear 12" x 0.5" (305mm x 14mm)



### PrevaLED Linear 22" x 0.7" 1100 Lumen (560mm x 18mm)



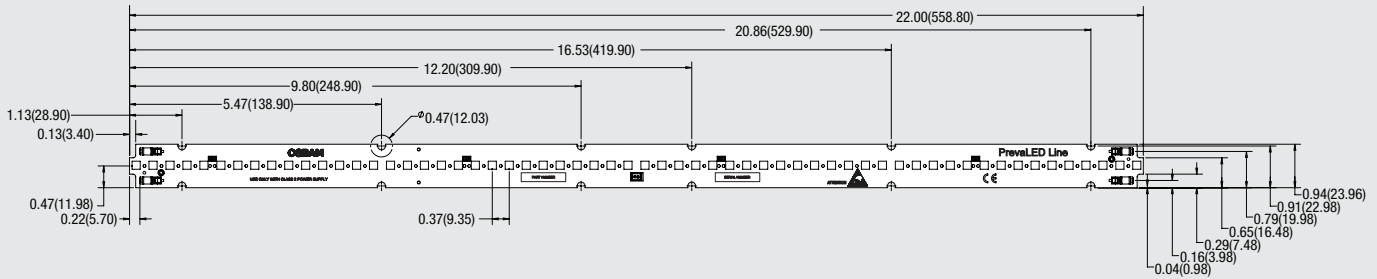
### PrevaLED Linear 22" x 0.7" 2200 Lumen (560mm x 18mm)



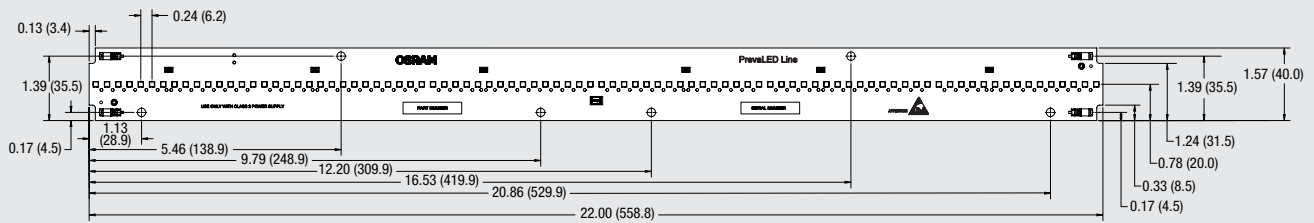
Dimensions: in (mm)

Assembly Diagrams (continued)

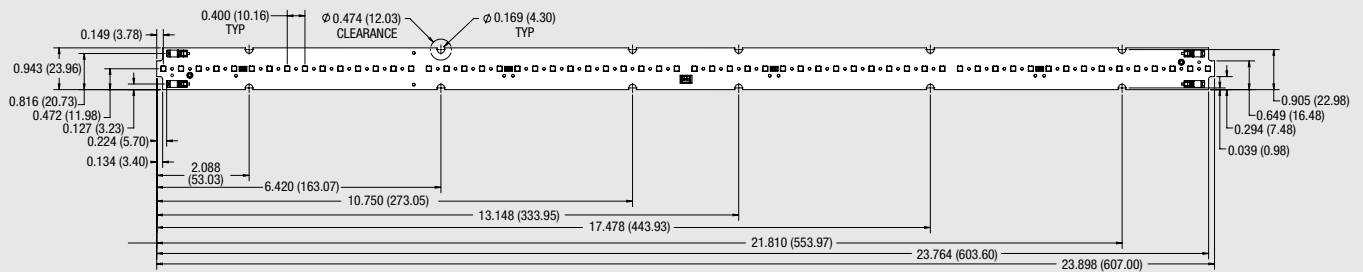
PrevaLED Linear 22" x 0.9" (560mm x 24mm)



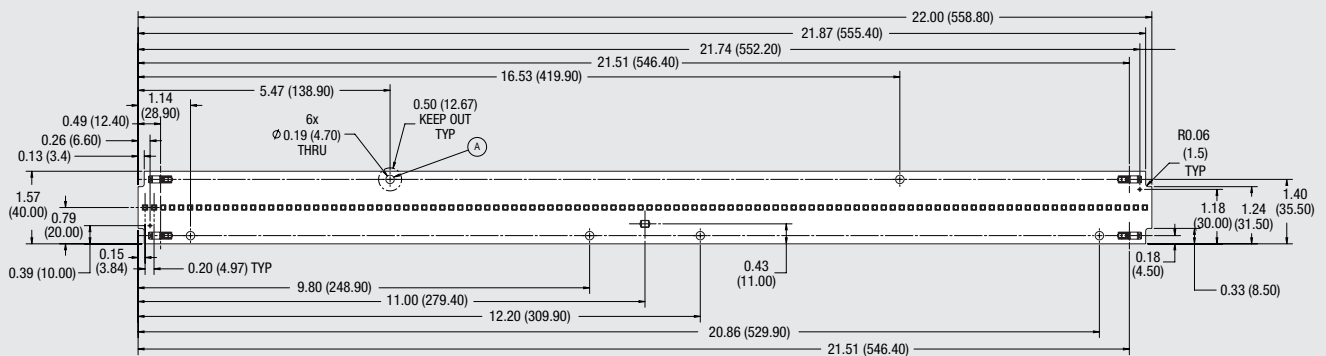
PrevaLED Linear 22" x 1.6" 4000 Lumen (560mm x 40mm)



PrevaLED® Linear 24" x 0.9" (607mm x 24mm)



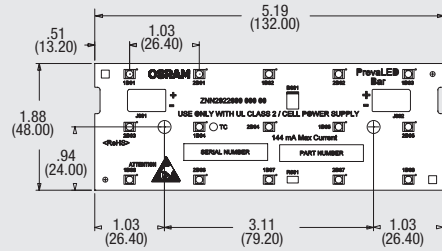
PrevaLED® Linear 22" x 1.6" 6000 Lumen (560mm x 40mm)



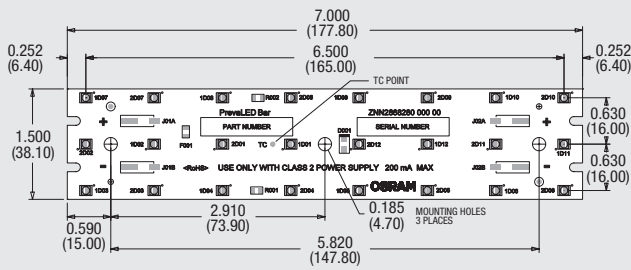
Dimensions: in (mm)

Assembly Diagrams (continued)

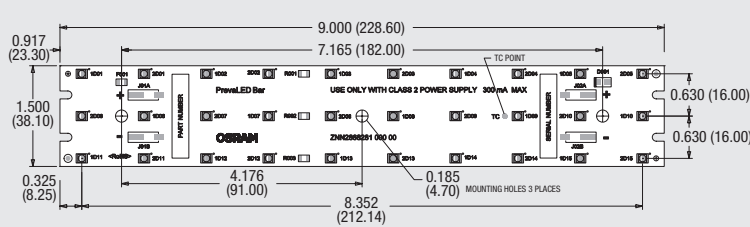
PrevaLED® Bar 5.2" x 1.9" (132mm x 48mm)



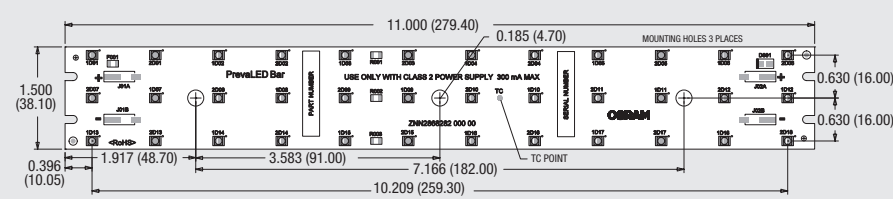
PrevaLED Bar 7" x 1.5" (178mm x 38mm)



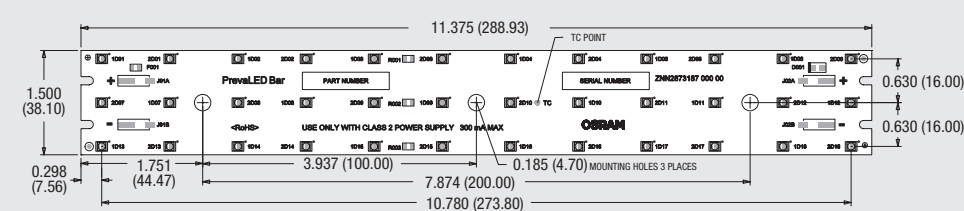
PrevaLED Bar 9" x 1.5" (229mm x 38mm)



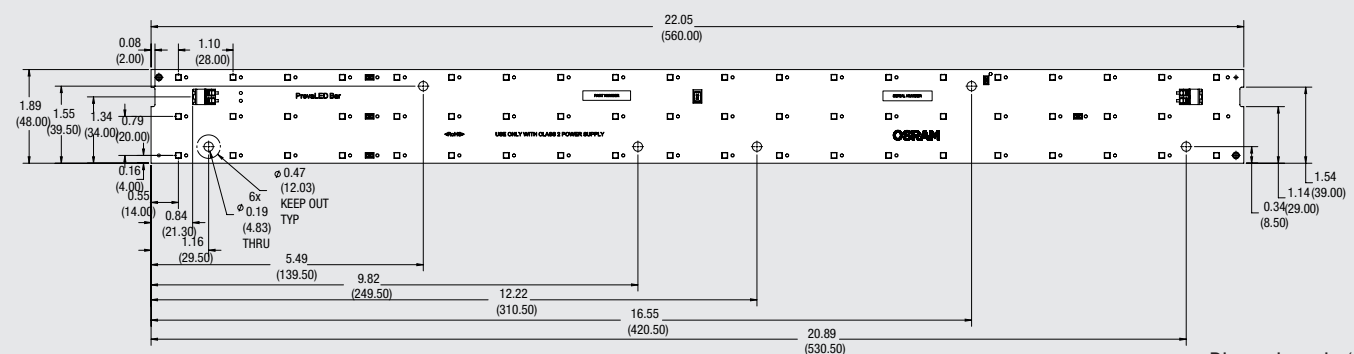
PrevaLED Bar 11" x 1.5" (280mm x 38mm)



PrevaLED Bar 11.4" x 1.5" (289mm x 38mm)



PrevaLED Bar 22" x 1.9" (560mm x 48mm)

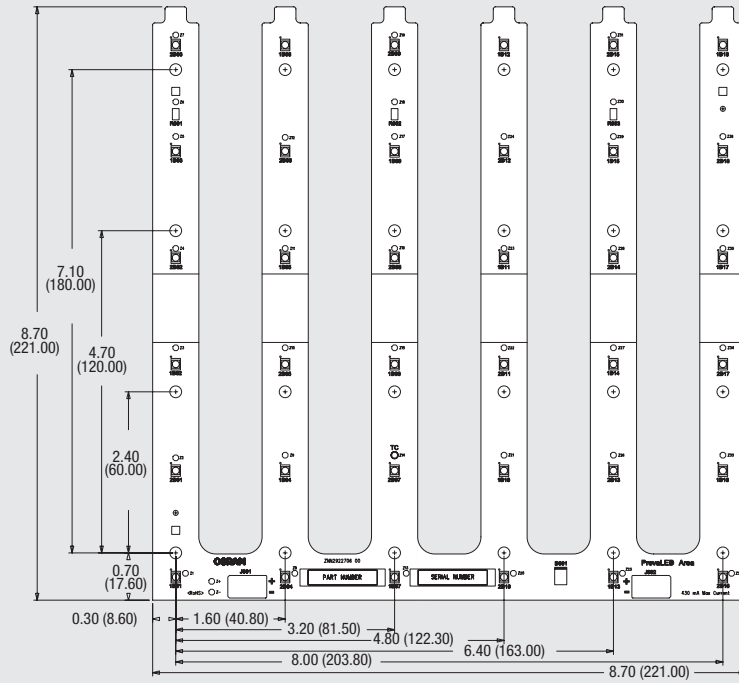


Dimensions: in (mm)

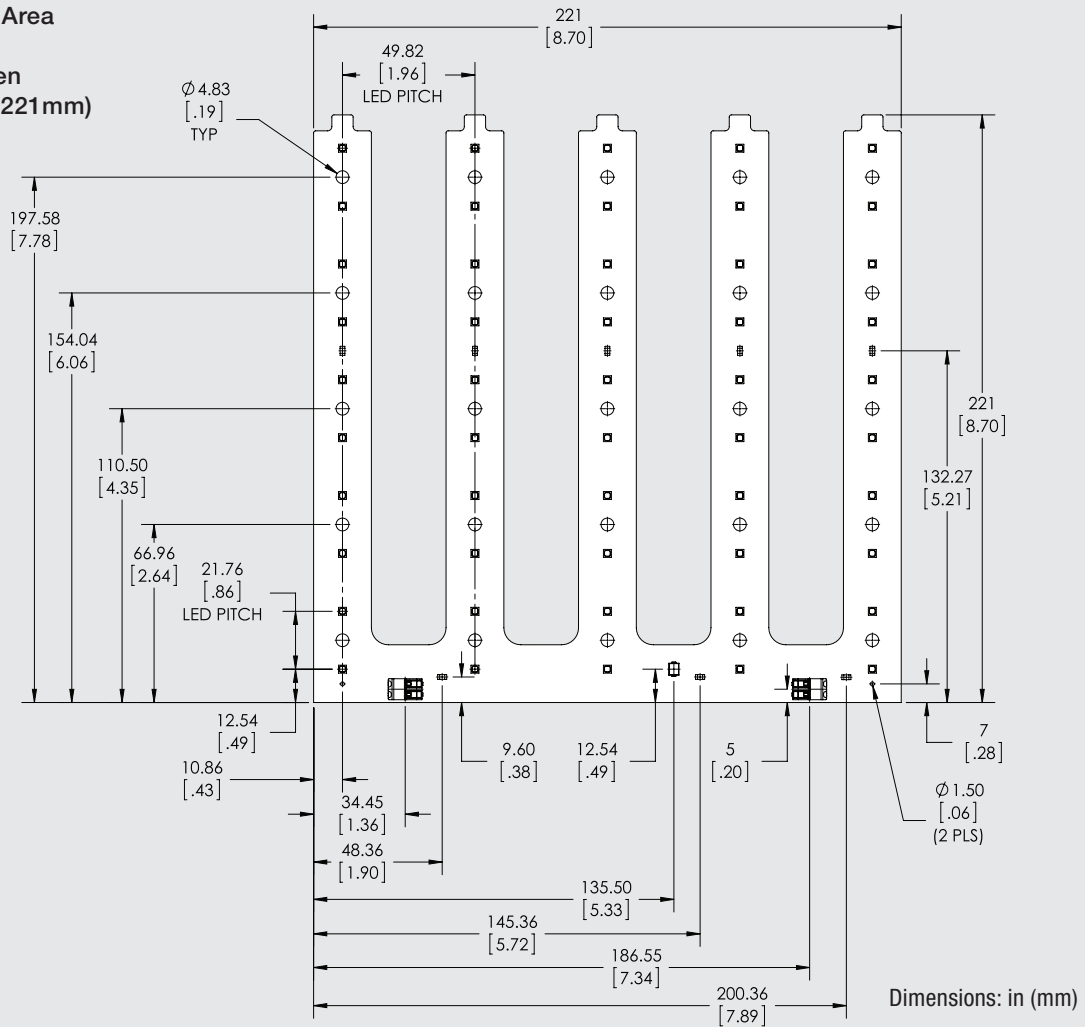


Assembly Diagrams (continued)

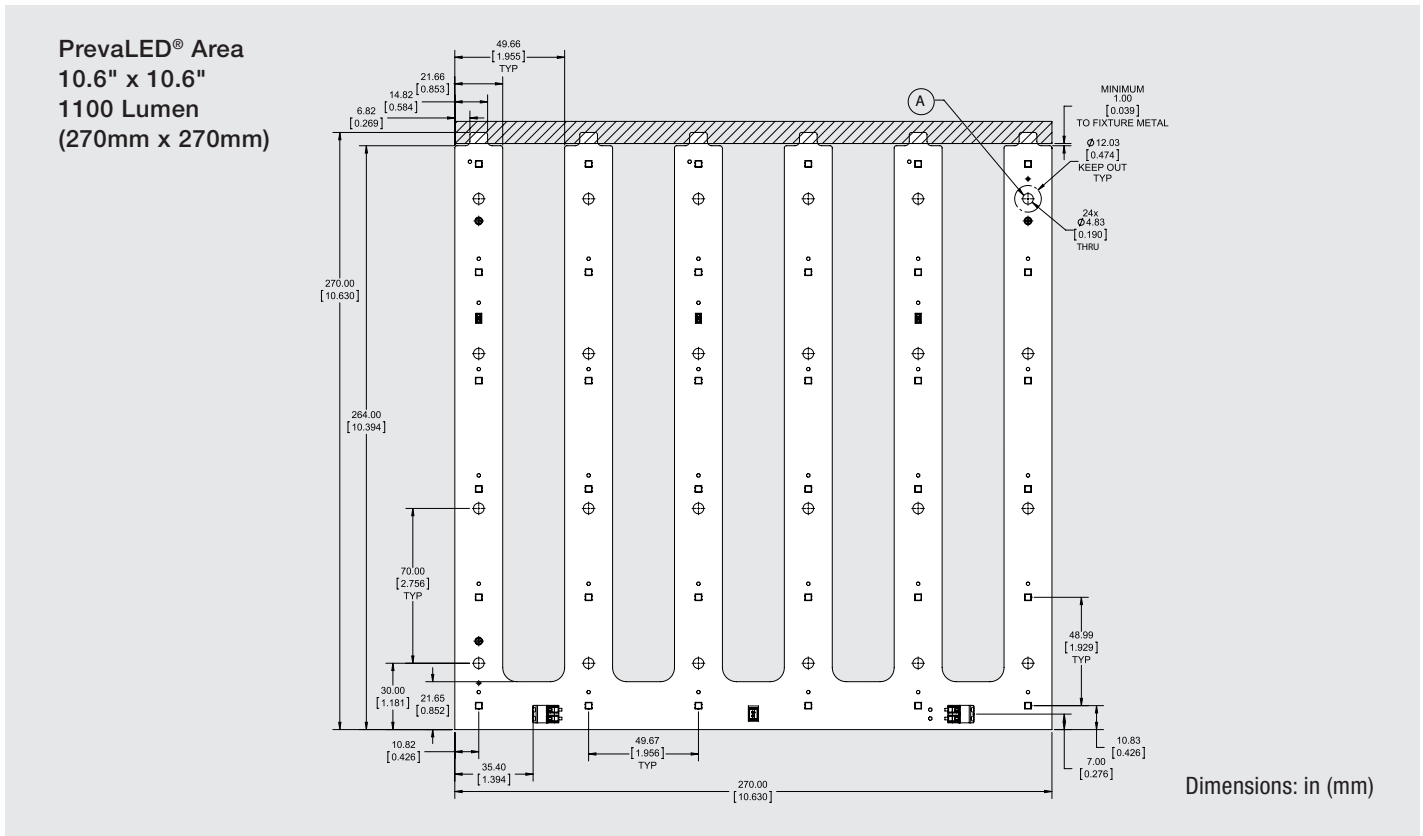
PrevaLED® Area  
 8.7" x 8.7"  
 1100 Lumen  
 (221mm x 221mm)



PrevaLED Area  
 8.7" x 8.7"  
 2200 Lumen  
 (221mm x 221mm)




## Assembly Diagrams (continued)



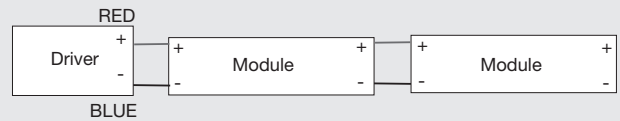
## Wiring Diagrams

### Connection options for all boards (except 4000 and 6000 lumen boards)

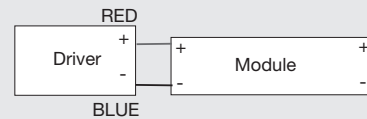
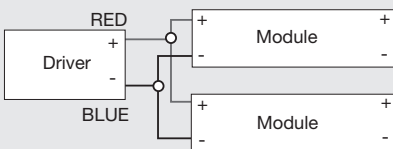
#### Parallel Connection



#### Parallel Daisy Chain Connection



### Parallel Connection options for 4000 and 6000 lumen boards



#### Notes:

1. Always ensure the load is within the power supply rating for current, voltage and wattage
2. Ensure the total load does not violate class II limits
3. The number of boards that can be connected in parallel depends on power supply output specification
4. Connecting boards in series is not recommended
5. Please refer to power supply information section for limitation on number of boards that can be Daisy Chained (Parallel Daisy Chain Connection).

**WARNING: ONLY QUALIFIED PERSONNEL SHOULD PERFORM INSTALLATION. TO AVOID ELECTRICAL SHOCK OR COMPONENT DAMAGE, DISCONNECT POWER BEFORE ATTEMPTING INSTALLATION OF THE POWER SUPPLIES AND/OR MODULES.**

Failure to install the power supplies and/or LED modules in accordance with the National Electric Code (NEC), all applicable Federal, State and local electric codes as well as the specific Underwriters Laboratories (UL) safety standards for the installation, location and application may cause serious personal injury, death, property damage and/or product malfunction.

---

### Safety Information

1. The LED module itself and all its components shall not be subjected to mechanical stress and assembly must not damage or destroy conducting paths on the circuit board.
2. Observe correct electrical polarity, incorrect polarity may destroy the module. (Depending on the product, incorrect polarity may lead to emission of red or no light.)
3. Ensure the power supply is of adequate power to operate the total load.
4. Electrostatic Discharge (ESD) precautions shall be incorporated when handling or installing the module. (For more information, reference document # LED093 ESD Protection for LED Systems.)
5. Installation of LED modules shall be made with regard to all applicable electrical and safety standards. Only qualified personnel should be allowed to perform installations.
6. Modules may be hot to the touch. Use caution when handling.
7. Damage by corrosion and improper heat sinking will not be honored as a materials defect claim. It is the user's responsibility to ensure adequate heat sink and protection against corrosive agents such as moisture, condensation and other harmful elements.

---

### Assembly Information

1. The PrevaLED Linear, Bar and Area modules need no supplemental heat sinking when the temperature at the Tc Point is maintained at or below 85°C. Service life when the Tc temperature is maintained is 60,000 hours/L<sub>70</sub>. When the environment is unknown, the PrevaLED Linear, Bar and Area modules should be installed in luminaires designed to provide proper thermal management to avoid premature failure of the product and to obtain expected service life. Service life (i.e. lumen depreciation) is primarily a function of LED temperature, which is to be monitored on the circuit board at the designated "Tc Point."
2. Due to variations in fixture designs, there is no exact installation prescription for obtaining an appropriate Tc Point temperature. In general, the PrevaLED Linear, Bar and Area modules should be adhered to a flat metal surface which has enough surface area to transfer the heat from the LEDs to the surrounding air. In some cases, the metal surface can be part of the mass of the fixture itself.
3. It is important to understand that once heat is transferred to a "heat sink" that heat must still be allowed to escape the "system." A heat sink transferring the thermal energy to the inside of an enclosed cavity may ultimately be of little use.
4. Tc Point temperature measurements should be taken with the modules operating at thermal equilibrium in potential fixture designs installed in an appropriate environment. Tc Point temperature can be measured with a standard thermocouple in direct contact with the circuit board at the Tc Point or with ML4C Series non-reversible OMEGALABELS ([www.omega.com](http://www.omega.com)) or equivalent.
5. For installation into thin sheet metal fixtures, OSRAM recommends using #8 self-tapping sheet metal screws with a nominal head diameter of 8mm to secure the PrevaLED Linear and Area boards. A non-conductive washer must be placed under the screw head to electrically isolate the screw head from contact with the PCB surface. Recommended screw tightening torque is 0.83ft/lb 91.13 Nm, but the fixture manufacturer should perform their own tests to determine the suitable torque range, due to the variation of sheet materials and thicknesses. If choosing a screw head with a diameter less than that of the keep out area, it is at the discretion of the fixture manufacturer to use the washer or not
6. For CE compliance, keep module at least 0.04" (1mm) away from all luminaire edges.
7. Recommended input and board to board connections: Use 18 AWG solid core or stranded wire with a strip length of 0.28-0.35 in (7-9mm). Use direct push-in of solid conductors and push button for connection of stranded conductors and for removal of all wire types.

---

### Warranty

OSRAM LED products are covered by our LED Module, OPTOTRONIC® Power Supply or Control warranty. The PrevaLED® Linear, Bar and Area Module Portfolio is covered under warranty as long as the temperature at the Tc point does not exceed 85°C; exceeding this temperature will void all warranties. For additional information or to download the warranty registration form, refer to the latest version of the warranty (LED089) available in the literature section of [www.osram.us/warranty](http://www.osram.us/warranty).

Module Warranty: 3 years

System Warranty: 5 years

OSRAM SYLVANIA Inc.  
200 Ballardvale Street  
Wilmington, MA 01887 USA  
877-636-5267  
[www.osram.us/ds](http://www.osram.us/ds)

OSRAM, OPTOTRONIC and PrevaLED are registered trademarks of OSRAM GmbH.  
All other trademarks are those of their respective owners.  
Specifications subject to change without notice.

© 2020 OSRAM SYLVANIA Inc.

**LED367R13 9-20**

The OSRAM logo is displayed in a bold, orange, sans-serif font.