


SCIOLUX

KAAX

Family



The KAAX modules based on the technology of the CREE LEDs, J family series 2835 and 3030, give us exceptional efficiency at a competitive cost, breaking the barriers between medium and high-power technology.

This product is compatible with the secondary optics STRADELLA-IP-64 family (sold separately); Secondary optics offers different distribution patterns, which will give us additional benefits to be able to develop different applications more efficiently, with excellent reliability and precision.

FEATURES

- Rectangular module of 4.95cm x 22.35cm (1.9488 in x 0.8.7992 in).
- MCPCB of 2 W/m·k
- Compact system compatible with different secondary optics of the LEDIL and KHATOD brands.
- Connectors compatible with 24 to 18AWG wires.
- Cable stripping length from .7cm to .9cm
- High projections of L90 and L70 useful life, even in situations of thermal stress.

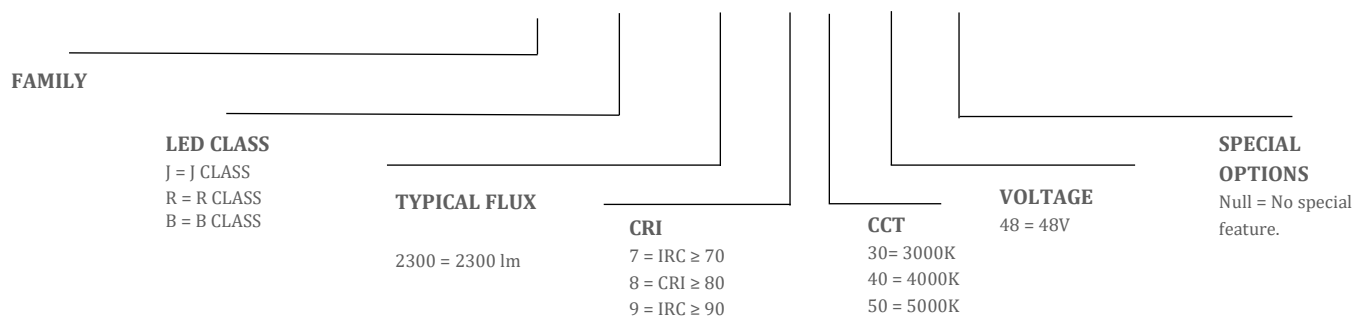


APPLICATIONS

- Streetlight
- High Bay Luminaire
- Sports luminaire
- Reflector

Order code

KAAX - VB - 2300 - 8 50 - 48 - XX



ELECTRICAL SPECIFICATIONS

Family	I _f Nom. (mA)	I _f Max. (mA)	V _f Nom. (V)	T _c Max. (°C)
KAAX-VJ	220	1640	42.88	85
KAAX-VR	600	840	47.2	85
KAAX-VB	260	1640	44.96	85

PRODUCT SELECTION TABLE

KAAX VJ — Nominal conditions (T_{sp} = 25°C), Maximum conditions (T_{sp} = 65°C), CRI 80

ORDER CODE	CCT	CRI	48V @ 220mA				48V @ 1640mA	
			Min. Flux (lm)	Nom. Flux (lm)	Nom. Efficacy (LPW)	Nom. Power (W)	Max. Flux (lm)	Max. Power (W)
KAAX-VJ-1950-850-48	5000K	80	1,887	1,981	210	9.43	12,019	80.4
KAAX-VJ-1950-840-48	4000K	80	1,887	1,981	210	9.43	12,019	80.4
KAAX-VJ-1850-830-48	3000K	80	1,771	1,860	197	9.43	11,282	80.4

KAAX VR — Nominal conditions (T_{sp} = 25°C), Maximum conditions (T_{sp} = 65°C), CRI 80

ORDER CODE	CCT	CRI	48V @ 600mA				48V @ 840mA	
			Min. Flux (lm)	Nom. Flux (lm)	Nom. Efficacy (LPW)	Nom. Power (W)	Max. Flux (lm)	Max. Power (W)
KAAX-VR-4600-850-48	5000K	80	4,289	4,628	164	28.2	5,694	39.9
KAAX-VR-4600-840-48	4000K	80	4,289	4,628	164	28.2	5,694	39.9
KAAX-VR-4400-830-48	3000K	80	4,114	4,439	157	28.2	5,461	39.9

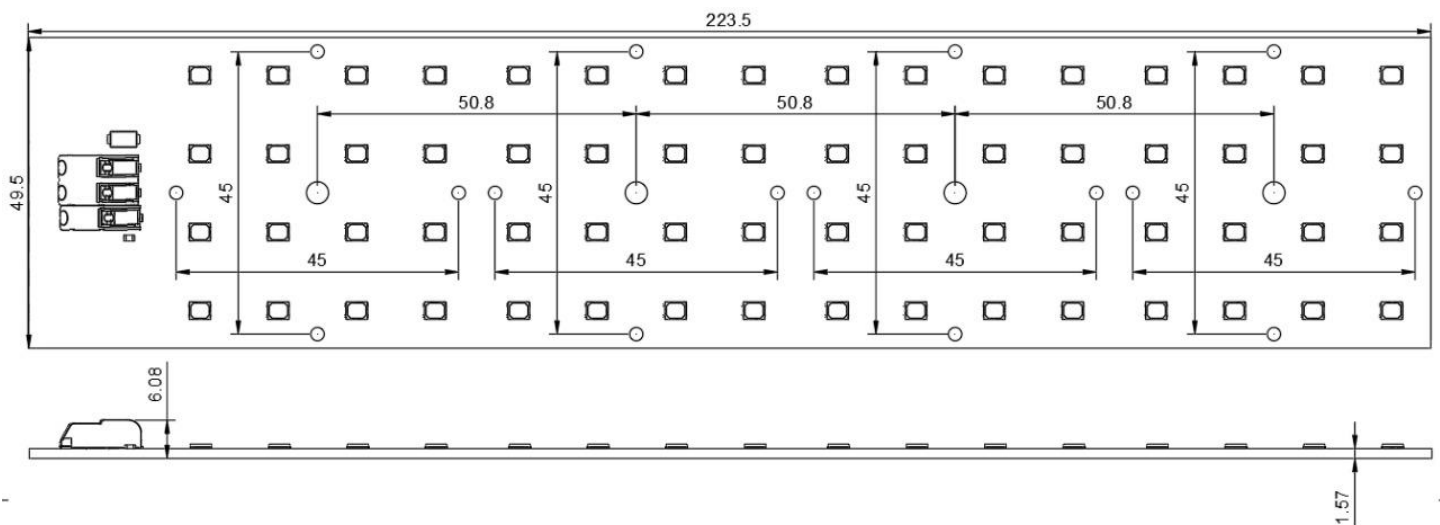
KAAX VB — Nominal conditions (Tsp = 25°C), Maximum conditions (Tsp = 65°C), CRI 80

ORDER CODE	CTC	CRY	48V @ 260mA				48V @ 1640mA	
			Min. Flux (lm)	Nom. Flux (lm)	Nom. Efficacy (LPW)	Nom. Power (W)	Max. Flux (lm)	Max. Power (W)
KAAX-VB-2300-850-48	5000K	80	2,234	2,333	208	11.2	12,432	80.2
KAAX -VB-2300-840-48	4000K	80	2,234	2,333	208	11.2	12,432	80.2
KAAX -VB-2150-830-48	3000K	80	2,087	2,180	194	11.2	11,614	80.2

Notes:

- Flux and power conditions shown for reference.
- Available in existing color temperatures.

MECHANICAL DIMENSIONS (mm)



- Measurements represented in millimeters.
- You can request the mechanical file to the following email: ingenieria@idc-componentes.com or to your sales executive.

ACCEPTABLE TERMS OF USE

- These products are electronic components designed to be used exclusively in complete end products. They must not be used as autonomous elements or for purposes other than those previously mentioned.
- The installation of this product in the final product is subject to any additional requirements that may be applicable in accordance with the rules and regulations governing the final product. These requirements shall be verified during the evaluation of the final product and shall be met to ensure the safety and functionality of the final product.
- These components must be installed in the final product according to the requirements of enclosure, accessibility, wiring, segregation, assembly and space indicated in the specifications of the final product. The suitability of the facility will be determined during the certification assessment of the final product.
- When these components are installed in a final product that is designed for use in wet or wet places, the applicable requirements and tests (e.g. rain test, moisture test, etc.) must be met in accordance with the rules and regulations governing the final product. These tests should be performed after the components have been installed in the final product. The suitability of the components will be determined during the certification evaluation of the final product.
- The use of these products implies acceptance of the terms and conditions established by the manufacturer. Failure to comply with these terms and conditions may invalidate the product warranty and exempt the manufacturer from any liability for damages.
- Products must be stored in a suitable place, free of moisture, dust, direct sunlight and corrosive chemicals. Improper storage can affect the performance and shelf life of products.